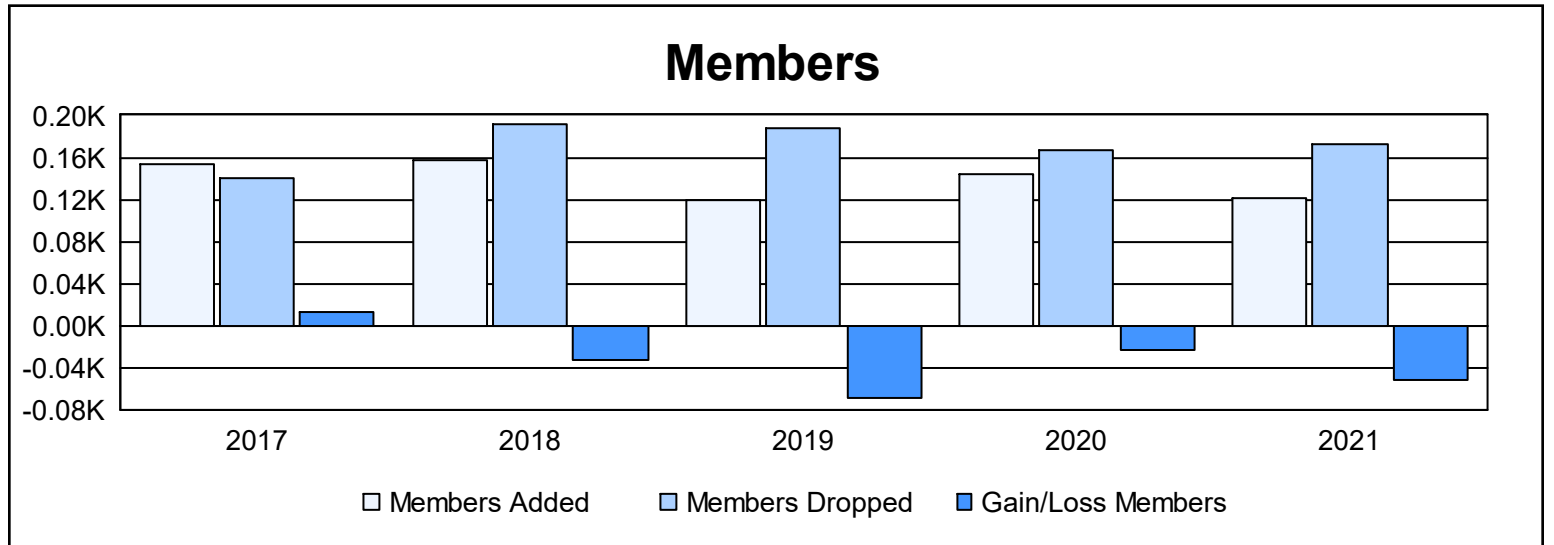
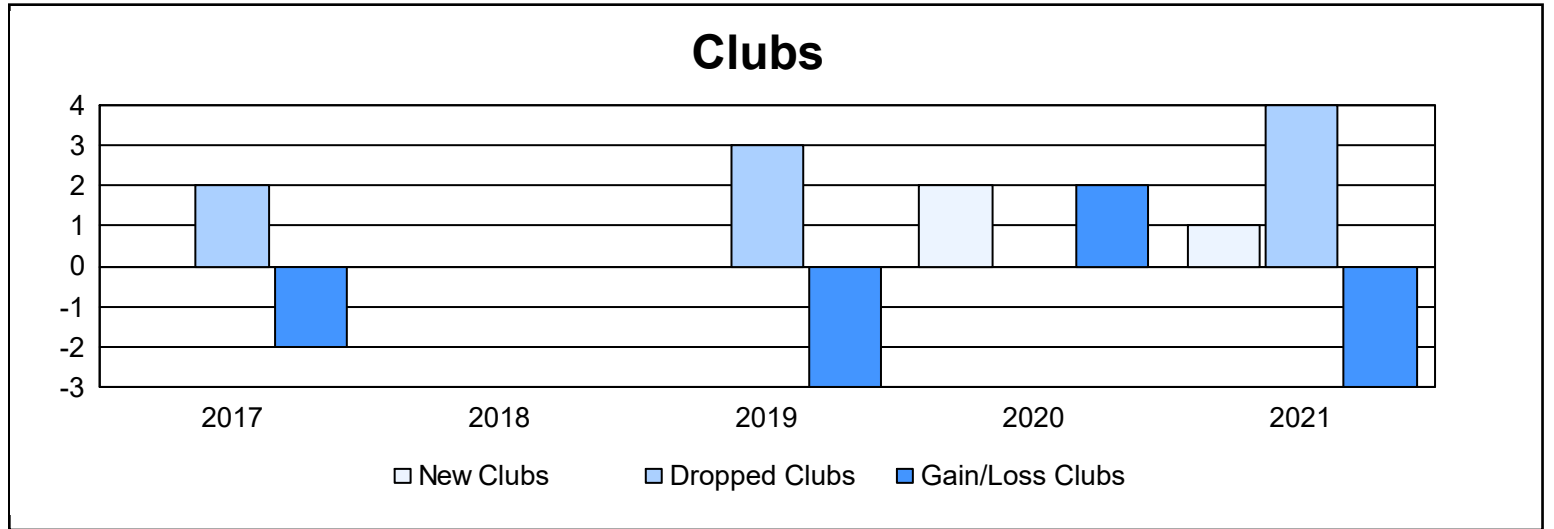
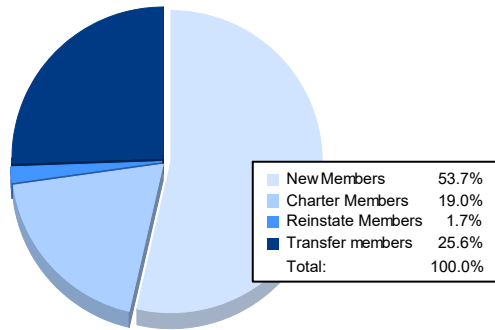


| Year | New Clubs | Dropped Clubs | Gain/ Loss Clubs | New Members | Charter Members | Reinstate Members | Transfer Members | Total Member Added | Total Members Dropped | Gain/ Loss Members |
|----------------|-----------|---------------|------------------|-------------|-----------------|-------------------|------------------|--------------------|-----------------------|--------------------|
| 2016-2017 | 0 | 2 | -2 | 128 | 1 | 6 | 18 | 153 | 140 | 13 |
| 2017-2018 | 0 | 0 | 0 | 126 | 2 | 7 | 23 | 158 | 191 | -33 |
| 2018-2019 | 0 | 3 | -3 | 95 | 0 | 10 | 15 | 120 | 188 | -68 |
| 2019-2020 | 2 | 0 | 2 | 68 | 49 | 9 | 17 | 143 | 166 | -23 |
| 2020-2021 | 1 | 4 | -3 | 65 | 23 | 2 | 31 | 121 | 172 | -51 |
| Average | 1 | 2 | -1 | 96 | 15 | 7 | 21 | 139 | 171 | -32 |



Membership Composition June 2021 Cumulative



Gender Composition June 2021 Cumulative

